

# Oblique collection

PRODUCT SHEET




prostorja

# Oblique collection

by **NUMEN / FOR USE**

When designing the **Oblique** family of products, we wanted to ensure a quality sitting experience for the user in a real soft easy chair, but within minimal dimensions. It is these requirements that have created the recognizable profile of this set of chairs. The profile underlines two triangular prisms. They ensure the greatest thickness of the foam on the major points of support for the body when sitting: the back side of the seat and the lumbar zone of the backrest. The narrowed plane where the volume from the seat blends into the backrest improves the ergonomics, but also allows

for the elasticity of the backrest. The top of the legs has a rectangular cross-section, but becomes increasingly thin towards the bottom, turning ultimately into a triangular base. This way, we have reduced the robustness of the wooden profiles of the structure and have given the design a geometric expressive and contemporary character. We have perfected the products through time, offering, in addition to the wooden leg structure, an alternative metal version that also includes an armrest. The Oblique family also comprises a larger dining table and low tables.







A light-colored, textured sofa with two pillows, positioned in the living room. The sofa has a ribbed fabric and is supported by wooden legs. It is situated in front of a large window with a view of a snowy outdoor area.

A round wooden coffee table with a dark finish and three legs, positioned in the living room. It holds a small black container and a stack of books. The table is situated in front of the sofa.

A round wooden coffee table with a dark finish and three legs, positioned in the living room. It holds a stack of books. The table is situated to the right of the first coffee table.

A wooden railing with a dark finish, positioned in the living room. It runs along the edge of the room, overlooking a snowy outdoor area. The railing is supported by black metal posts.

A large, textured concrete pillar, positioned in the living room. It is a prominent feature of the room's architecture, standing near the window.

A large window with a view of a snowy outdoor area, positioned in the living room. The window is framed by dark wood and provides a view of a snowy landscape with trees and buildings.

















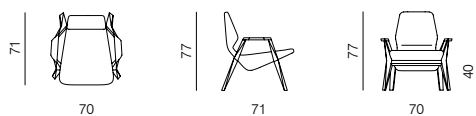


SPECIFICATIONS AND TECHNICAL DRAWING

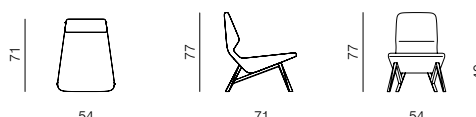
SHELL	moulded foam, metal frame, elastic webbing
BASE	solid wood + oil or lacquer, black lacquer
UPHOLSTERY	fabric

[PRODUCT INFORMATION WEBSITE](#)

**EASY CHAIR**  
dimensions 70 x 71 x 77 cm



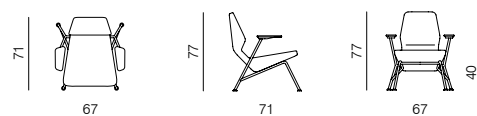
**LOUNGE CHAIR**  
dimensions 54 x 71 x 77 cm



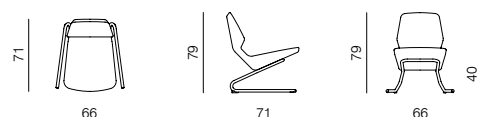
SHELL	moulded foam, metal frame, elastic webbing
BASE	metal tube ø20 / ø25 mm + powder coating
ARMRESTS	solid wood + oil or lacquer / outdoor oil
UPHOLSTERY	fabric / waterproof fabric

[PRODUCT INFORMATION WEBSITE](#)

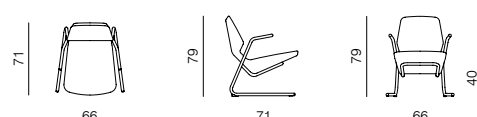
**EASY CHAIR METAL (INDOOR/OUTDOOR)**  
dimensions 67 x 71 x 77 cm



**EASY CHAIR CANTILEVER**  
dimensions 66 x 71 x 79 cm



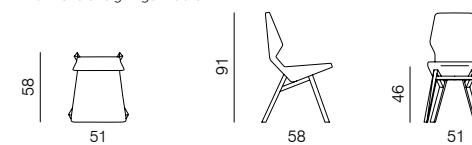
**EASY CHAIR CANTILEVER WITH ARMRESTS**  
dimensions 66 x 71 x 79 cm



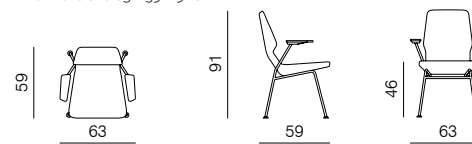
SHELL	moulded foam, metal frame
BASE	solid wood + oil or lacquer, black lacquer / metal tube ø16 mm + powder coating
ARMRESTS	solid wood + oil or lacquer, black lacquer / outdoor oil
UPHOLSTERY	fabric / waterproof fabric

[PRODUCT INFORMATION WEBSITE](#)

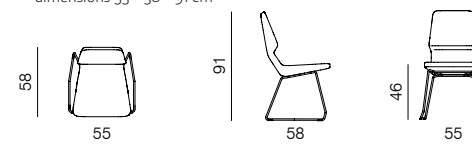
**CHAIR**  
dimensions 51 x 58 x 88 cm



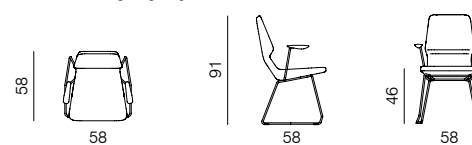
**CHAIR METAL (INDOOR/OUTDOOR)**  
dimensions 63 x 59 x 91 cm



**CHAIR SLED BASE (INDOOR/OUTDOOR)**  
dimensions 55 x 58 x 91 cm

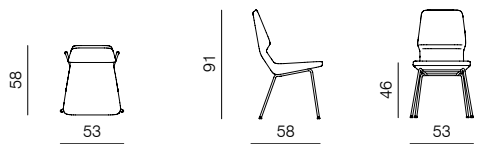


**CHAIR SLED BASE WITH ARMRESTS (INDOOR/OUTDOOR)**  
dimensions 58 x 58 x 91 cm

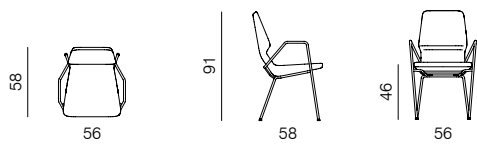


SPECIFICATIONS AND TECHNICAL DRAWING

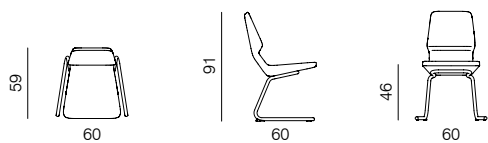
**CHAIR SLED METAL LEGS (INDOOR/OUTDOOR)**  
dimensions 53 x 58 x 91 cm



**CHAIR SLED METAL LEGS WITH ARMRESTS (INDOOR/OUTDOOR)**  
dimensions 56 x 58 x 91 cm



**CHAIR CANTILEVER (INDOOR/OUTDOOR)**  
dimensions 60 x 59 x 91 cm



**CHAIR CANTILEVER WITH ARMRESTS (INDOOR/OUTDOOR)**  
dimensions 60 x 59 x 91 cm

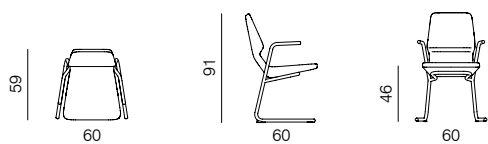
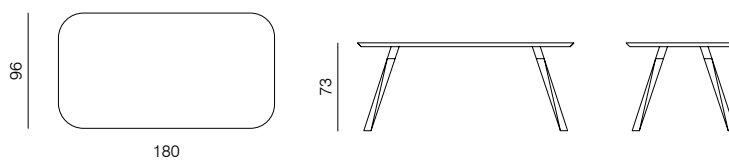
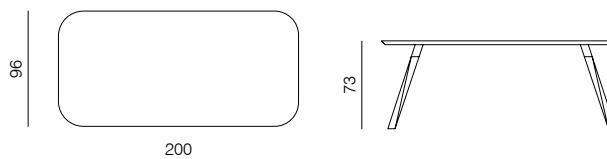


TABLE TOP	MDF + FENIX NTM
LEGS	solid wood + oil or lacquer
<a href="#">PRODUCT INFORMATION WEBSITE</a>	

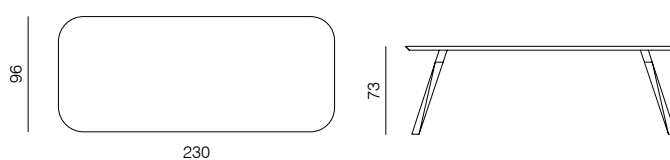
**TABLE 180**  
dimensions 96 x 180 x 73 cm



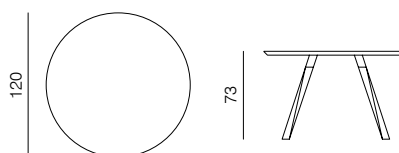
**TABLE 200**  
dimensions 96 x 200 x 73 cm



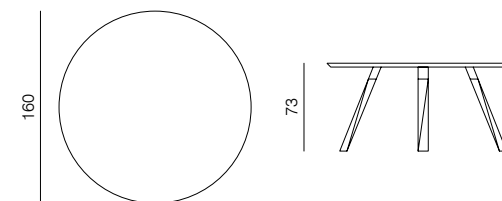
**TABLE 200**  
dimensions 96 x 230 x 73 cm



**TABLE Ø120**  
dimensions Ø120 x 73 cm



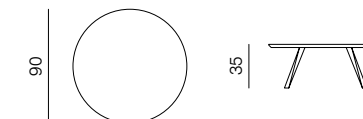
**TABLE Ø160**  
dimensions Ø160 x 73 cm



**LOW TABLE Ø70**  
dimensions Ø160 x 41 cm



**LOW TABLE Ø90**  
dimensions Ø160 x 35 cm



**LOW TABLE Ø110**  
dimensions Ø160 x 39 cm

